



## Museum Grand Opening & 55 Years of Mustang

### Open Track Rules of the Road


#### DISCLAIMER


The rules and/or regulations set forth herein are designed to provide for the orderly conduct of a controlled high speed driving event and to establish minimum acceptable requirements for the open track event. These rules shall govern the condition of all events, and by participating in these events, all participants are deemed to have complied with these rules. **NO EXPRESSED OR IMPLIED WARRANTY OF SAFETY SHALL RESULT FROM PUBLICATION FOR COMPLIANCE WITH THESE RULES AN/OR REGULATIONS.** They are intended as a guide for the conduct of the sport and are in no way a guarantee against injury or death to a participant, spectator, or official.


The Open Track Chairman is empowered to permit reasonable and appropriate deviation from any of the specifications herein or impose any further restrictions that in his opinion do not alter the minimum acceptable requirements. **NO EXPRESSED OR IMPLIED WARRANTY OF SAFETY SHALL RESULT FROM SUCH ALTERATION OF SPECIFICATIONS.** Any interpretation of deviation from these rules is left to the discretion of the open track officials. Their decision is final.


#### FLAGS & FLAG RULES

Flags will be displayed at the Starter Stand and the 6 corner stations on the infield road course and roval chicane.


**Green Flag:**  Track is open and clear. Displayed only at Start-finish. No lights on the oval.


**Yellow Flag (Motionless):**  Displayed only at the 6 corner stations on the infield road course and roval chicanes. Slow down. Danger ahead. **ABSOLUTELY NO PASSING** is permitted, until completely past the incident, or until past next manned flag station that is not displaying any Yellow Flag(s), whichever comes first. There may be one (1) yellow flag covering more than one incident. There may be several yellow flags before reaching the emergency area. The requirements are still the same, "SLOW DOWN, NO PASSING."


**Yellow Flag (waved):**  Displayed only at the 6 corner stations on the infield road course and roval chicanes. Great danger, slow down. Be prepared to stop. **ABSOLUTELY NO PASSING** is permitted, until completely past the incident, or until past the next manned flag station that is not displaying any Yellow Flag(s), whichever comes first. Note: There may be one (1) yellow flag covering more than one incident.


**Double Yellow Flags:**  Full course yellow condition with pace car exists. The yellow lights around the perimeter of the oval will be flashing. Be prepared to encounter a Pace Car and/or emergency vehicles. Drivers should not significantly slow down, but be prepared to encounter a slow moving pack and other local flag conditions. Always obey the local flag conditions on the infield road course and roval chicanes (e.g. waving yellow). **ABSOLUTELY NO PASSING** is permitted until the Pace Car has pulled off,

the lights on the oval have been turned off, AND you have passed the next manned flag station that is not displaying any Yellow Flag(s).

**Black Flag (Pointed):**  Track Officials want to talk to you. Complete current lap and pull onto pit lane to the "Black Flag" sign for consultation. You have committed a driving infraction or have a mechanical issue with your car.

**Checkered Flag:**  Session is over. Shown only at the Starter Stand. Complete current lap cautiously, exit via pit lane, and return to the paddock. Passing rules remain the same during the checkered flag lap as during the session.

**Red Flag:**  Emergency. Come to an immediate and controlled stop on the left side of the track in a safe location. The lights on the oval will be red.

**Blue Flag:**  Another vehicle is following very closely and may attempt a pass. The driver receiving the Blue Flag should consider giving a passing signal in the next passing zone.

**Pace Car with Flashing Lights On:**  Follow the Pace Car maintaining its speed. Do not pass the Pace Car unless instructed to do so by the Pace Car personnel. Passing is only allowed after the Pace Car has pulled off AND you have passed the next manned flag station that is not displaying a yellow flag.

## GENERAL RULES

Look for the corner stations. The corner stations, and at the start-finish line, are where you will see the flags displayed.

NO PASSING PERMITTED WHEN YELLOW FLAGS ARE DISPLAYED.

If there is an on-track incident, do not block the path of the emergency crews. Pull your vehicle to the left side of the track. On the oval, pull down on to the apron of the track. Be sure to leave room for the Ambulance, Fire Truck or Wrecker.

The CMS oval/road course combination is 2.25 miles in length. That amounts to over 400 feet per car with thirty cars on the track. There is plenty of empty space out there...let your fellow drivers have their space.

There will be three orientation laps with the pace car at the beginning of your first session. Use this opportunity to learn where the corner stations are and the proper line through the turns. At the end of the first lap the pace car will lead the pack down pit lane to show you where to enter pit lane, passing by the Black Flag consultation station, and leading you back onto the track at the outlet of Turn 2, staying left of the blend line. The second lap will lead you through the chicane leading onto the front straight, past the Start/Finish Line, and into the left hand Turn 1. At the end of that lap, the pace car will turn off the lights, exit via pit lane with participant cars continuing on the track for the Green Flag at Start/Finish. Succeeding sessions will have only the first lap under pace car control.

Your helmet and seat belts must be tight and secure at all times.

Convertibles may run with the top up or down.

**NO ALCOHOL OR DRUGS ARE PERMITTED AT ANY TIME.**

Passengers are permitted, but must have signed up at the Open Track Check-In table in the Open Track Garage and receive a rider wristband. Passengers must wear an approved helmet and seat belt. Loaner helmets will be available for riders. Passengers must keep their hands and arms inside the vehicle at all times. No hand held recording or photography devices are permitted.

Passengers will only be allowed in the afternoon sessions. You are welcome to give rides to family and friends that came with you and have registered as passengers. **Passengers will be allowed in the Beginner (D) run group only.** Drivers in Groups A,B and C may drop down to a D Group session to give rides. The speed rule for D Group must be observed. The Grid Chief will control the number of “out of group” cars to be allowed in any D Group session.

Drivers and passengers will be checked for appropriate wristbands on the grid before they are allowed on the track. **ONLY ONE PASSENGER PER CAR!**

The Grid is where you will line up for your sessions. The location and entrance of the Grid will be identified at the mandatory morning driver meeting. Be sure to follow the detailed daily run schedule and be aware of when your group is next. You are paying for your track time, so be ready.

Use extreme caution when entering the track from the paddock or pit lane. Watch for cars already on track. Stay to the left of the blend line all the way around turn 2 until you are up to speed.

You will be briefed how to exit the track via Pit Lane at the exit of NASCAR 4 on driver's left and will be shown the entrance to Pit Lane on the first pace lap of your first session of the day. Use extreme caution when exiting the track.

Be careful when merging and changing lanes. Watch your mirrors and blind spots.

If you are not up to speed, stay to the side of the track out of the preferred line.

Do not stop on the track. If you have a problem, use your turn or hazard signals and pull off the track into a safe area. If you are on the in-field road course, try to pull off near a flag station. A wrecker will be sent for you. Stay in your car with seat belt fastened and helmet on unless there is a fire or you are directed to exit your car by a corner flagger. Help will be on the way in a matter of seconds. Do not run into traffic.

The outside lane of pit road will be designated as a “hot lane”. If you are uncomfortable in a particular group of cars, or want some open space on the track, come down pit road and stop at the Black Flag Station. Tell the worker that you want space and he/she will work with the Grid Out person to let you back out in an open spot. When you get the “GO” signal, enter the track staying left until around Turn 2 and up to speed.

We will continue to run in a light rain, however, speeds will be reduced. Be aware of running and standing water. In the case of a downpour or thunderstorm, we may be forced to delay the on track activity temporarily.

**SPEEDS WILL BE ENFORCED!** Speeds are maximum NOT average. Speed limits are 80 MPH for Beginner, 100 MPH for Novice, 120 MPH for Intermediate, and 135 MPH for Advanced. We will be using radar guns at various points around the track to monitor speeds.

**COURTEOUS PASSING IN DESIGNATED AREAS ONLY!** A POINT BY FROM THE LEADING CAR IS REQUIRED. DO NOT ATTEMPT A PASS UNLESS YOU CAN SAFELY COMPLETE IT BY THE POINT OF NO RETURN. Passing is allowed only on the right and only in the designated zones for Groups B,C,and D with a point by signal from the leading car. Drivers in Group A may pass anywhere with a point by signal.

**RECKLESS DRIVING WILL BE NOT TOLERATED.** This includes weaving in and out, speeding, unsafe passing, racing, running side-by-side, erratic behavior, etc.

You will be black flagged if you violate the rules. Come onto pit road and stop at the Black Flag station. The worker will inform you of the infraction. **THIS WILL BE YOUR FIRST AND ONLY WARNING.** Another infraction and you get to go home early.

A black flag may also be used to let you know there is something wrong with your car. Again, come onto pit road and see the Black Flag station worker.

**The organizers of this event reserve the right to disqualify any car, without a warning, at any time.**